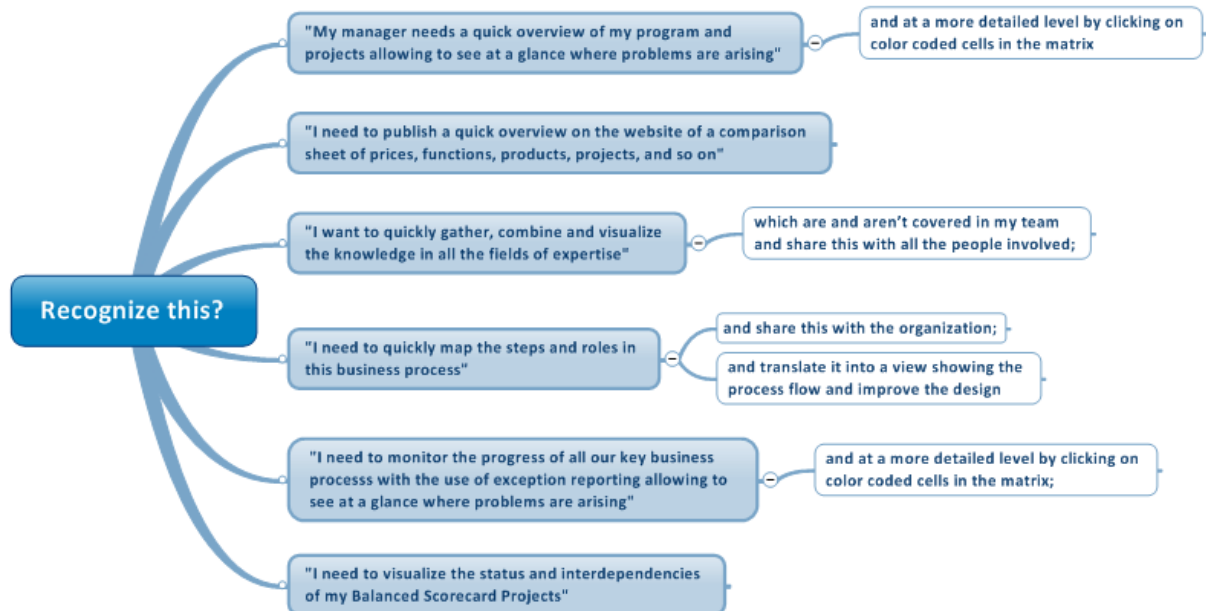


aHa! Matrix export

Generate a matrix management report with exception reporting from your mindmap!



Product description

The aHa!Matrix export automatically generates a simple matrix view of the information of your Mindjet MindManager maps. The hierarchical structure of your map creates rows, columns and cells in the matrix. The notes of the topics in your map are transferred to the corresponding cells in the matrix including hyperlinks. The color of your branche will become the color of your cell. These HTML matrices can be used every map you would like to (also) see as a matrix or process flow.

The aHa!Matrix export:

- Generates HTML matrices which can be emailed as a single file and are viewable in every (major) web browser.
- Allows you to do a quick scan and comparison of the information of your MindManager map using color coding for exception reporting.
- Transfers notes and hyperlinks of your map to the cells in the matrix.
- Uses the colors of your branches to color the cells of your matrix.

Whom is it for?

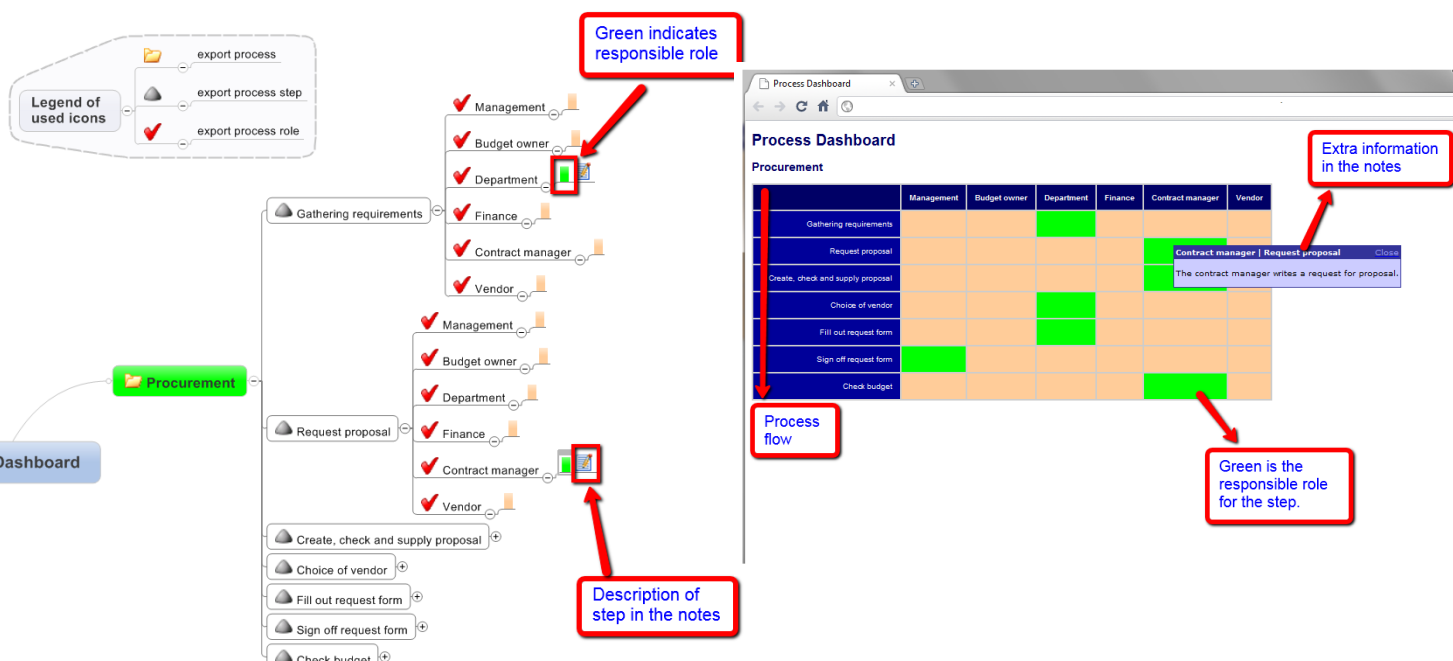
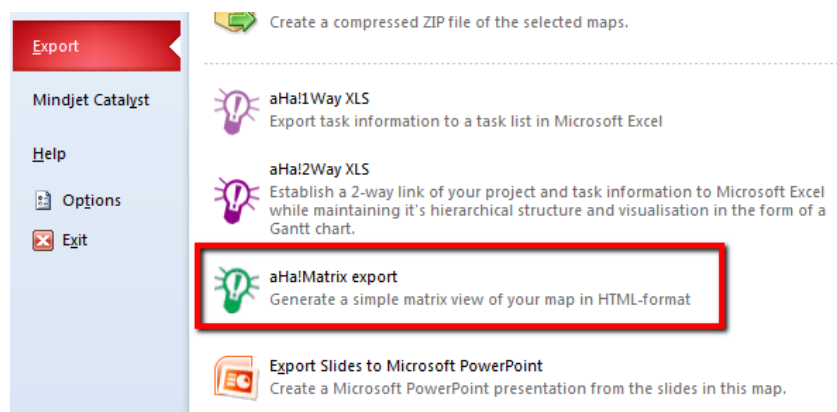
This product is designed for all MindManger users who would like to visualize and send their maps as a single HTML matrix transporting notes and hyperlinks to the cells without having to input information twice.

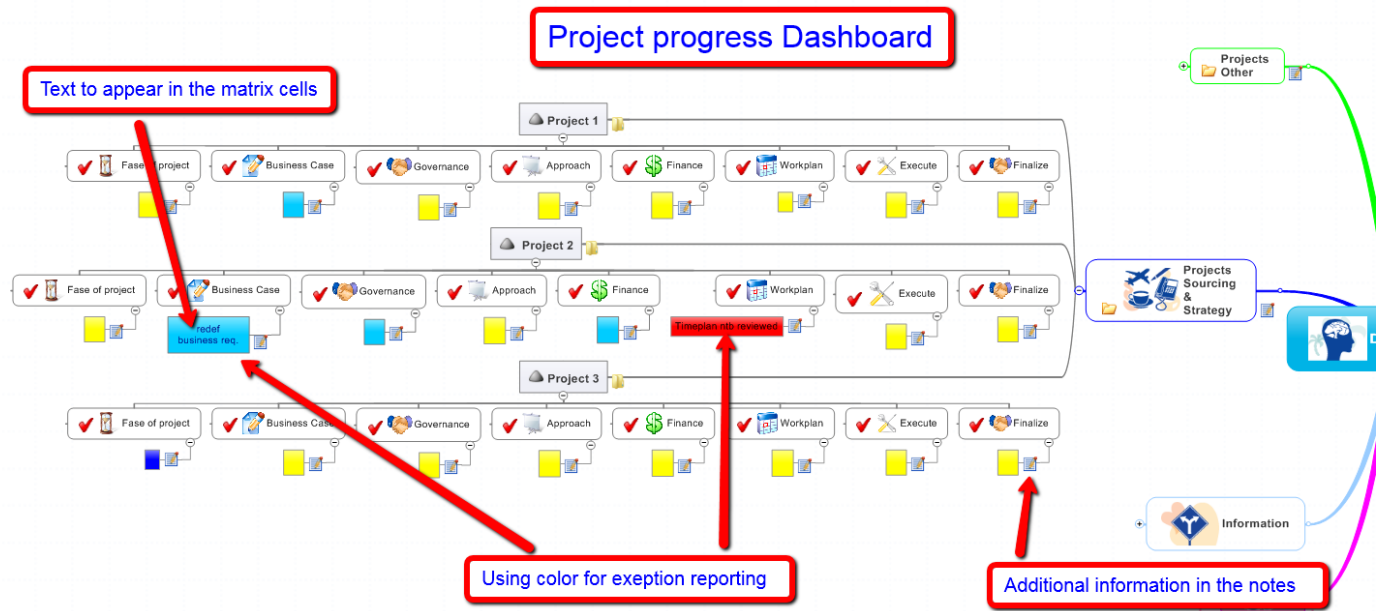
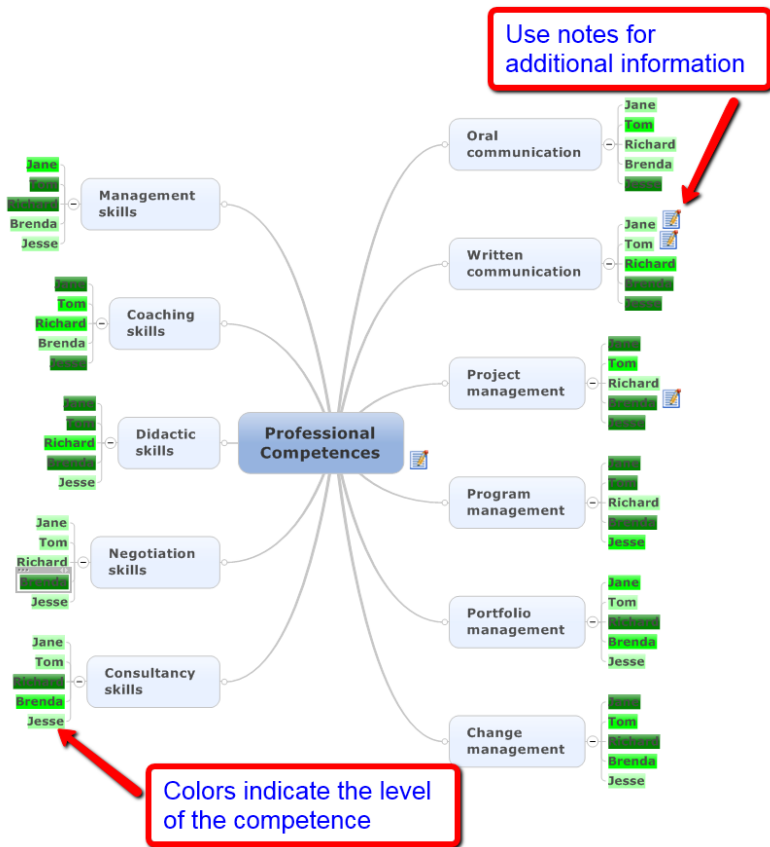
“In almost all my high level consultancy projects for Government, Large international financial organizations I use the aHa!Matrix export.”

Jerre Lubberts – Consultant World of Minds.

How to Get Started

1. automatically generate an overview of your program or project using exception reporting;
2. compare and publish prices, functions, projects, products and so on;
3. map the knowledge in your team, company or in a certain field of expertise;
4. design and improve business processes directly from the MindManager map, the roles and steps your team has described will be transported to rows and columns in the html file;
5. monitor the progress of a business process with the use of exception reporting, the map of 4) will become a smart map, the color of your branches will become the color of your cells;
6. visualize the status and interdependencies of your Balanced Scorecard Projects





Dashboard

This is the reporting dashboard of all of my projects.

Per projects the code **green** indicates the steps taken and successfully accomplished.

Yellow means still to be accomplished, **blue** is currently working on, **grey** means not a relevant step in this project and when there is a color code **red** used there is a problem with that step and the visible text in the cell indicates the nature of the problem.

So in one quick overview all involved can see the progress and possible showstoppers. **You can click on a cell to get more detailed information.**

Note:

This dashboard has been created from a mindmap using Mindjet MindManager9.0 and the Matrix export.

Maintenance can be easily done in a visual and intuitive way in the source mindmap. The matrix exports converts the information of the mindmap automatically into a HTML dashboard with exception reporting (using the colors of the branches in the mindmap) which can be published on the intranet or on a server or mailed to a list of recipients.

The information in the notes of a branch of the mindmap including links to other html files or weblinks will be transported into the corresponding cell of the matrix dashboard. The dashboard can be easily updated by overwriting the old file.

Projects Sourcing & Strategy

	Fase of project	Business Case	Governance	Approach	Finance	Workplan	Execute	Finalize
Project 1								
Project 2		redef business req	Governance Project 2				Closed	
Project 3								

Projects Other

	Fase of project	Business Case				Finalize
1. Project X			<div style="border: 2px solid red; padding: 5px; text-align: center;"> <p>Extra information in the notes</p> </div>			
2. Project Y						
4. Project z	Early start					

“The aHa!Matrix export helped my to significantly reduce the time I needed to gather key data from 76 business units around the world.”

Jim Simpsons – Global Knowledge Manager Shell